

Fairfield Police Department
Town of Fairfield, Connecticut

Monthly Report

June 2024



Chief Robert Kalamaras
Fairfield Police Department

Created by:
Gabrielle Martire

Call for Service Statistics - Year to Date

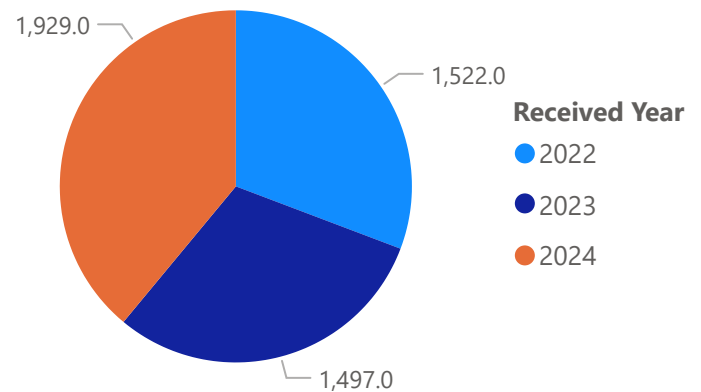
Actual Call Type	01 -...	02 ...	03 ...	04 - April	05 - May	06 - June	07 - July
911 HANG UP	11	14	7	12	11	10	2
ALARM	3	3	7	2	3	3	2
ALARM EXCUSED	1		2		6	2	
ALARM FALSE	169	171	181	170	151	176	31
ANIMAL COMPLAINT	68	48	67	78	108	99	11
ASSAULT	6	1	2	7	6	4	
ASSISTANCE	190	201	244	220	313	270	34
BANK ESCORT	19	11	15	16	14	14	3
BREACH OF PEACE	38	50	45	35	52	49	11
BURGLARY - RESIDENCE	3		1	1		4	
BURGLARY - COMMERCIAL		1	3	2	5	1	1
BURGLARY - GARAGE	1				1	1	
BURGLARY ATTEMPT	1				1		
BUSINESS/LOCATION CHECK	1,539	1,341	1,273	1,007	1,315	988	149
DEAD ON ARRIVAL	3	1	2	4	1	1	
DOOR UNLOCKED	3	2		3	1	1	
EDP	14	13	15	15	15	14	3
EMERGENCY MEDICAL CALL	241	191	190	210	340	354	49
EMERGENCY MEDICAL CALL (CODE 2)	120	113	112	115	6		
FIREWORKS COMPLAINT		1	1		8	6	18
FUNERAL ESCORT	17	20	15	21	14	12	1
HARASSMENT	12	21	22	27	17	21	5
INTOXICATED SUBJECT	2	7	4	7	9	9	2
INVESTIGATION	129	119	144	142	165	144	24
INVESTIGATION-WARRANT ARREST	15	13	20	12	15	2	
LARCENY/THEFT	20	30	35	42	54	49	11
LARCENY-IDENTITY THEFT	12	14	13	13	15	10	4
MEDICAL ALARM	1	3	4	2			
MISSING PERSON	1	3	2	3	7	6	1
NARCOTICS VIOLATION			4	1	1		
NOISE COMPLAINT	16	27	33	37	55	57	8
PARKING VIOLATION	31	57	50	52	76	62	7
RECKLESS DRIVER	24	33	34	42	49	52	2
RECOVERED PROPERTY	9	12	11	21	23	24	4
ROAD HAZARD	29	15	31	28	29	41	5
ROBBERY	2		2			1	
SEX VIOLATION	2		3	2	3	1	
SHOPLIFTER	36	16	28	38	37	35	7
STOLEN VEHICLE	8	8	14	6	5	16	
STOLEN VEHICLE ATTEMPT		1	1				
SUICIDE			1	1		1	
SUICIDE ATTEMPT	2		4	1	2	2	
SUICIDE THREAT	1	2	2	5	6	1	
SUSPICIOUS PERSON	28	30	35	36	42	27	6
SUSPICIOUS VEHICLE	26	21	26	18	16	17	5
THEFT FROM MOTOR VEHICLE	23	15	30	25	24	24	1
TRAFFIC CONTROL MALFUNCTION	12	12	14	8	10	12	2
TRESPASSER	14	4	12	15	11	11	1
VANDALISM MISCELLANEOUS	7	10	7	14	14	17	
VANDALISM TO STRUCTURE		1					
VANDALISM TO VEHICLE	1	1	1	1	1	2	

Not all Call Types are Included

The data depicted on this page and within this report may not be inclusive of all incidents or events and is presented for convenience to the viewer.

Call for Service Statistics - June

Actual Call Type	2022	2023	2024
911 HANG UP	9	9	10
ALARM		7	3
ALARM EXCUSED		4	2
ALARM FALSE	211	173	176
ANIMAL COMPLAINT	87	92	99
ASSAULT	2	9	4
ASSISTANCE	216	225	270
BANK ESCORT	18	16	14
BREACH OF PEACE	51	62	49
BUSINESS/LOCATION CHECK	950	760	988
COMMUNITY EVENT	38	32	40
DEAD ON ARRIVAL	1	1	1
EDP	12	19	14
EMERGENCY MEDICAL CALL	358	191	354
EMERGENCY MEDICAL CALL (CODE 2)	108	101	
FIREWORKS COMPLAINT	8	12	6
FUNERAL ESCORT	11	21	12
HARASSMENT	23	17	21
INTOXICATED SUBJECT	2	5	9
M.V. ACCIDENT	191	166	184
MEDICAL ALARM	2	2	
MISSING PERSON	2	2	6
NARCOTICS VIOLATION	1	1	
NOISE COMPLAINT	39	53	57
PARKING VIOLATION	57	68	62
RECKLESS DRIVER	36	38	52
RECOVERED PROPERTY	17	17	24
ROAD HAZARD	29	26	41
ROBBERY			1
SEX VIOLATION		3	1
SUICIDE		1	1
SUICIDE ATTEMPT	1		2
SUICIDE THREAT	6	2	1
SUSPICIOUS PERSON	27	39	27
SUSPICIOUS VEHICLE	14	17	17
TRAFFIC CONTROL MALFUNCTION	13	9	12
TRESPASSER	13	20	11
VANDALISM MISCELLANEOUS	3	10	17
VANDALISM TO STRUCTURE	6		
VANDALISM TO VEHICLE	4	3	2
VEHICLE ACCIDENT WITH INJURIES	35	22	33



Investigations, Burglaries, Larcenies & Vehicle Thefts

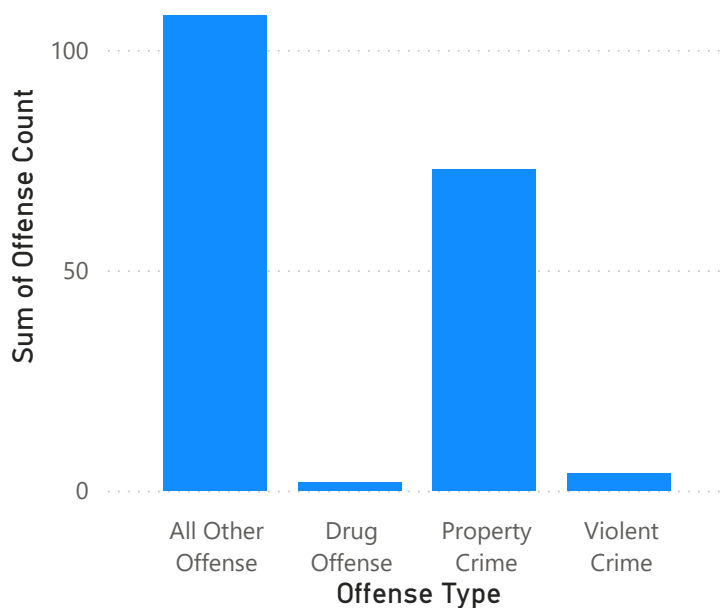
Actual Call Type	2022	2023	2024
BURGLARY - RESIDENCE	2		4
BURGLARY - COMMERCIAL	2	1	1
BURGLARY - GARAGE			1
INVESTIGATION	192	137	143
INVESTIGATION- SENIOR CITIZEN	2		
INVESTIGATION-ARREST	4	2	3
INVESTIGATION-CREDIT CARD FRAUD	1		
INVESTIGATION-FINANCIAL CRIME	4		
INVESTIGATION-FORGERY	1		
INVESTIGATION-INTERNET CRIME	4		
INVESTIGATION-WARRANT ARREST	13	9	2
LARCENY/THEFT	18	33	49
LARCENY-IDENTITY THEFT	1	26	10
SHOPLIFTER	35	43	35
STOLEN VEHICLE	5	9	16
THEFT FROM MOTOR VEHICLE	22	27	24

Offense Statistics - June

Offense Type	2022	2023	2024
All Other Offense	35	47	27
Drug Offense	2		
Property Crime	19	24	29
Violent Crime	2	1	1
Total	56	70	57

Offense Description	2022	2023	2024
Aggravated Assault	2		1
All other Larceny	2	8	2
All Other Offenses	18	19	6
Counterfeiting/Forgery	1		2
Destruction/Damage/Vandalism of Property		3	1
Disorderly Conduct	1	4	1
Driving under the Influence	5	4	5
Drug Narcotic Violations	2		
False Pretenses/Swindle/Confidence Game	1		
Impersonation			1
Intimidation	5	6	6
Motor Vehicle Theft			1
Negligent Manslaughter		1	
Shoplifting	12	13	23
Simple Assault	5	10	5
Stolen Property Offenses	3		
Theft From Building	1		
Trespass of Real Property			3
Weapon Law Violations	4	4	

Sum of Offense Count by Offense Type



The Fairfield Police Department participate in National Incident-Based Reporting System (NIBRS) which was implemented to improve the overall quality of crime data collected by law enforcement. NIBRS captures details on each single crime incident—as well as on separate offenses within the same incident—including information on victims, known offenders, relationships between victims and offenders, arrestees, and property involved in crimes.

Definitions for NIBRS Offenses can be found at:

https://ucr.fbi.gov/nibrs/2019/resource-pages/nibrs_offense_definitions-2019.pdf

Arrest Statistics - June

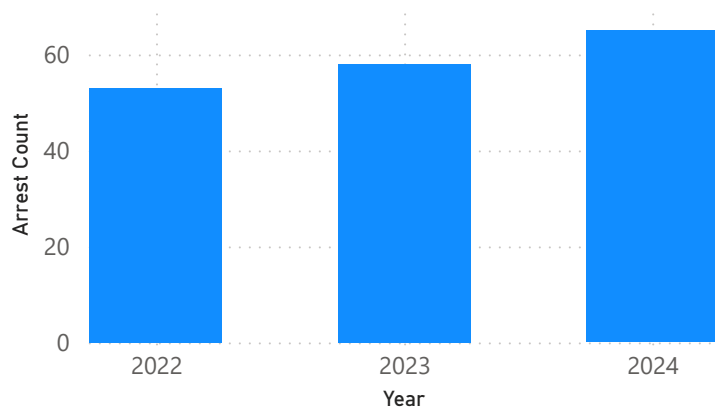
Charge Type 2022 2023 2024

Charge Type	2022	2023	2024
Felony	15	14	12
Infraction	6	5	9
Misdemeanor	49	49	58
Violation	4	2	7
Total	53	58	65

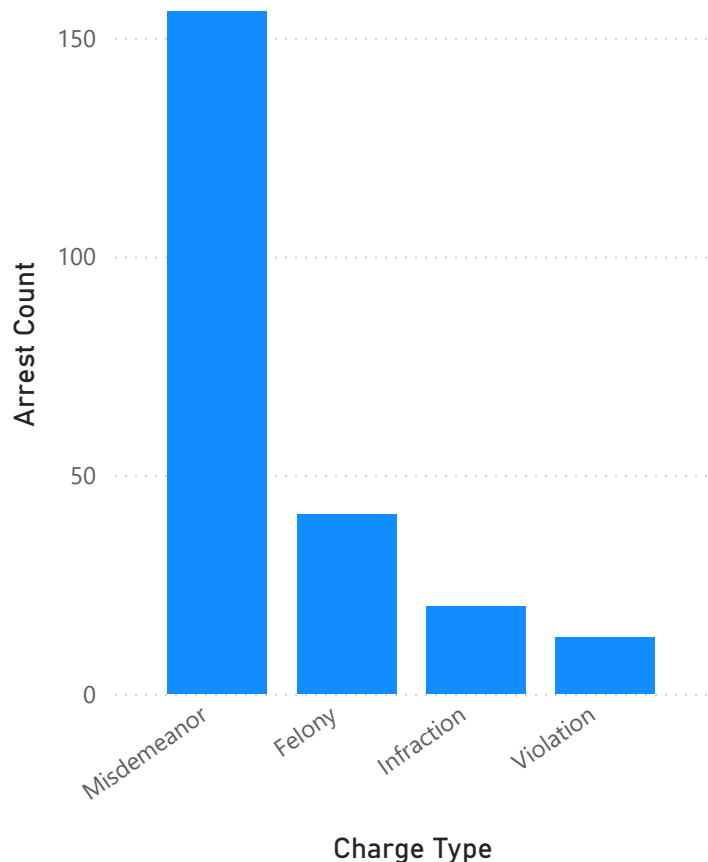
Top 40 Arrest Charges

Description	2022	2023	2024
<\$500 ON REVOKED PAYMENT CARD	1	1	0
ASSAULT 1ST DEG	0	2	0
ASSAULT 3RD DEG	3	5	1
BREACH OF PEACE 2ND DEG	6	9	7
CARRYING PISTOL WO PERMIT	2	0	0
CRIM POSS FRARM/AMM/DFNS WEAPN	0	2	0
CRIM VIO OF RESTRAINING ORDER	0	1	1
CRIMINAL IMPERSONATION	0	0	2
CRIMINAL MISCHIEF 2ND DEG	0	2	0
CRIMINAL MISCHIEF 3RD DEG	0	1	1
CRIMINAL TRESPASS 1ST DEG	1	3	1
CRM POS FRM/AMO/D-WPN FEL CONV	2	0	0
DISORDERLY CONDUCT	2	9	7
ENGAGING POLICE IN PURSUIT	2	0	0
FAILURE TO APPEAR 2ND DEG	8	9	2
FAILURE TO RENEW REGISTRATION	1	0	1
FLR RESPOND-PAYABLE VIOLATION	1	0	1
FLR TO INSURE PRIVATE MTR VEH	4	2	2
FORGERY 2ND DEG	3	0	2
HARASSMENT 2ND DEG	1	0	1
ILL OPN MV UNDER INFL ALC/DRUG	3	4	7
ILL OPN MV UNDER SUSPENSION	3	1	1
ILL OPN MV WO MINIMUM INSURNCE	0	1	3
ILL POSS WEAPON IN MTR VEHICLE	3	2	0
IMPROPER USE-MARKER/LIC/RGSTR	3	3	3
INTERFERE WITH OFFCR/RESISTING	6	7	6
LARCENY 1ST DEG	2	1	0
LARCENY 3RD DEG	0	2	4
LARCENY 4TH DEG	3	3	1
LARCENY 5TH DEG	3	1	2
LARCENY 6TH DEG	10	11	22
LARCENY OF MV - 1ST OFFENSE	0	0	2
OPERATE MV WITHOUT LICENSE	2	2	1
OPERATE/PARKS UNREGISTRD MV	2	4	1
POS CANNABIS PLANT <50Z <18	1	0	2
POS CONTROL SUBSTNCE 1ST OFFNS	1	1	3
POSS W/INTNT >=1 OZ HERN/METH	2	1	0
RECKLESS DRIVING	2	0	1
RISK OF INJURY TO CHILD	5	0	1
STRANGULTN/SUFFOCATE-2ND DEGRE	2	0	1
THEFT OF PLATES/INSERTS	1	0	1
USE OF DRUG PARAPHERNALIA	1	0	1
VIOLATE COND OF RELEAS-2ND DEG	0	2	0
VIOLATION OF PROBATION	3	2	0
VIOLATION OF PROTECTIVE ORDER	3	1	1

Arrest Count by Year



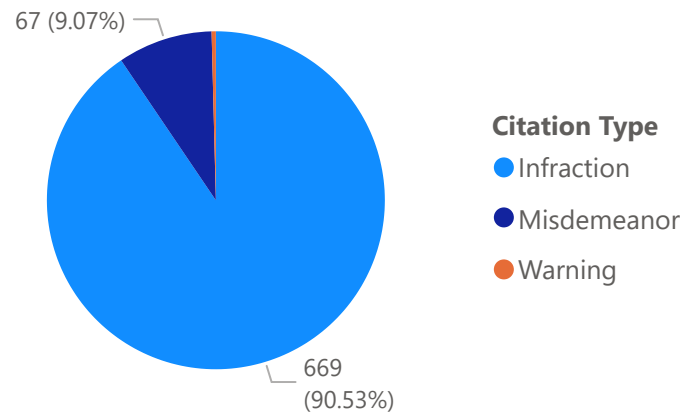
Arrest Count this Month Only



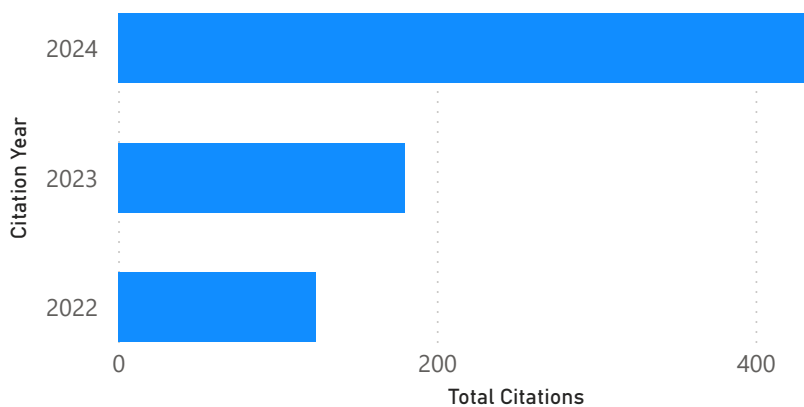
Citation Statistics - June

Citation Type	2022	2023	2024	Total
Infraction	99	148	422	669
Misdemeanor	22	32	13	67
Warning	3			3
Total	124	180	435	739

Total Citations by Citation Type

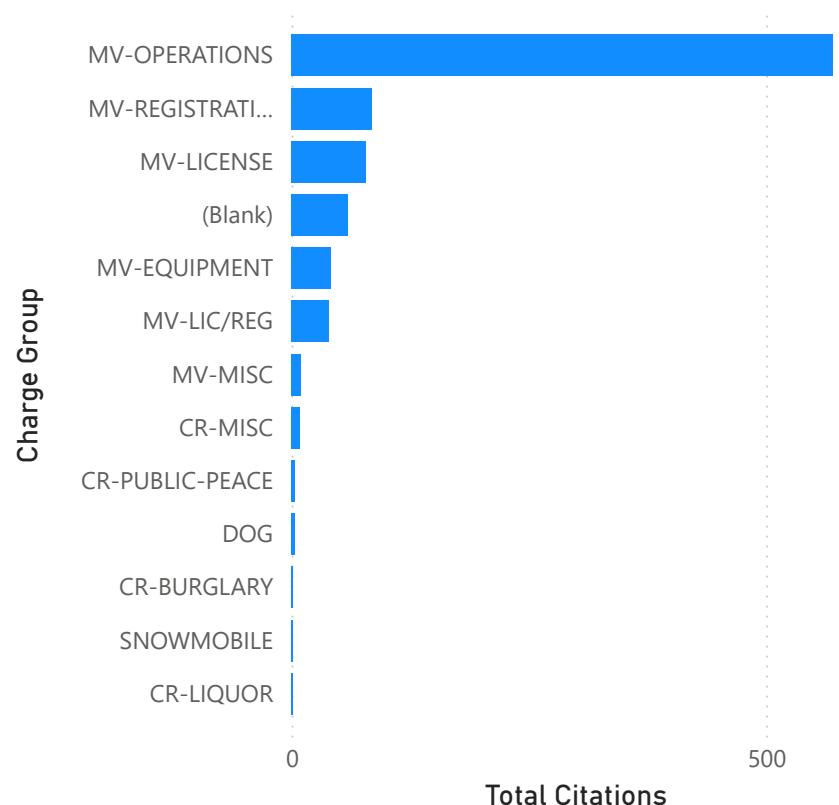


Total Citations by Citation Year



Charge Group	2022	2023	2024
	27	18	14
CR-BURGLARY	1		1
CR-LIQUOR		1	
CR-MISC	2	5	2
CR-PUBLIC-PEACE			4
DOG	1	3	
MV-EQUIPMENT	4		38
MV-LIC/REG	8	16	16
MV-LICENSE	11	29	39
MV-MISC	2		8
MV-OPERATIONS	88	138	344
MV-REGISTRATION	14	28	43
SNOWMOBILE		2	
Total	147	180	435

Total Citations by Charge Group

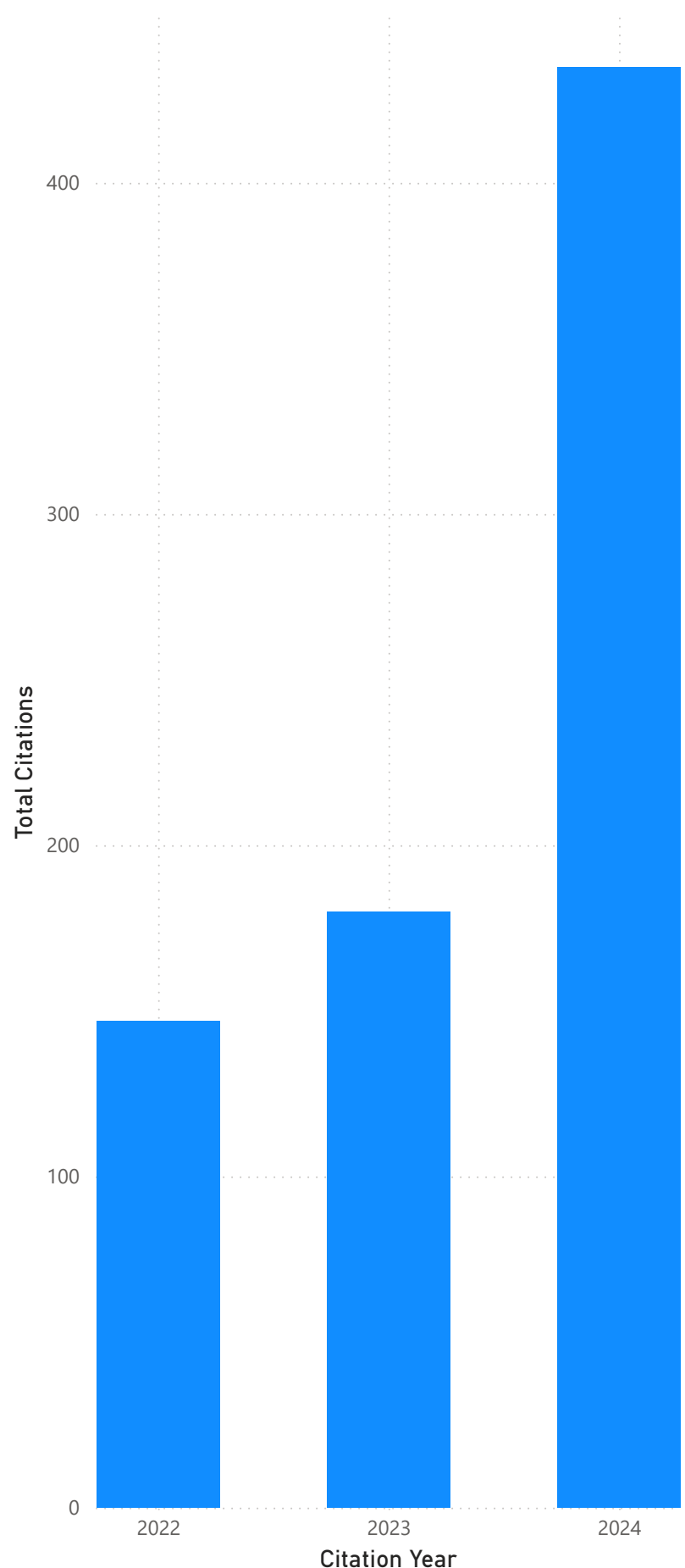


Citation Statistics - June

Top 40 Citation Charges

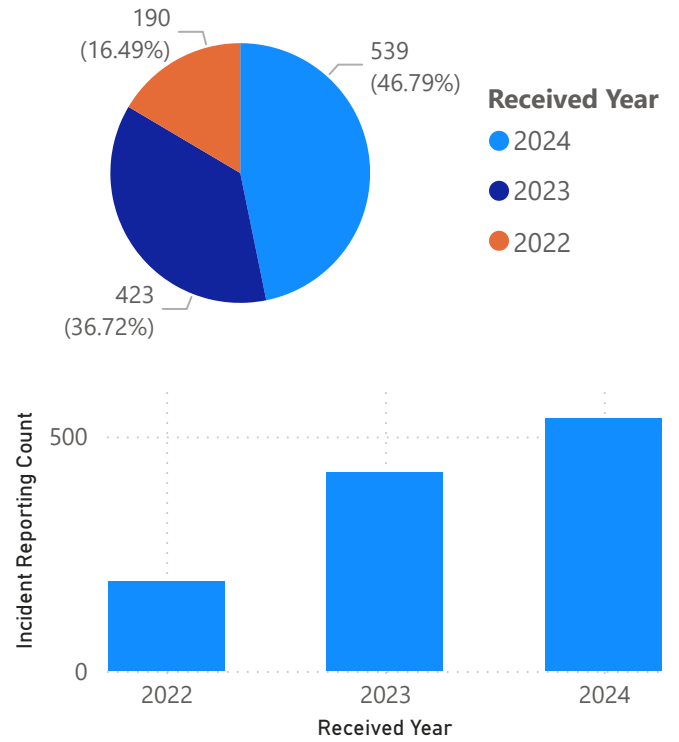
ChargeDesc	2022	2023	2024
14-100a(c)(1) - FLR TO WEAR SAFETY SEAT BELT			32
14-12(a) - FAILURE TO RENEW REGISTRATION	5	3	3
14-12(a)* - OPERATE/PARKS UNREGISTRD MV	8	22	31
14-13 - FAILURE TO CARRY REG/INS CARD		3	3
14-147(c) - IMPROPER USE-MARKER/LIC/RGSTR	8	16	15
14-18(a) - FAIL TO DISPLAY PLATES/INSERTS	2		5
14-18(c) - VIO READABLE/LOST PLATES REQS			4
14-213 - FLR TO CARRY OPERATOR LICENSE		2	5
14-213b - ILL OPN MV WO MINIMUM INSURNCE		13	20
14-215 - ILL OPN MV UNDER SUSPENSION	7	6	4
14-215(a) - ILL OPN MV UNDER SUSPENSION		4	1
14-218a - TRAVELING UNREASONABLY FAST	43	75	145
14-219(b) - SPEEDING INFRACTION-CARS ONLY	5	3	1
14-222 - RECKLESS DRIVING	2	1	1
14-224(b)* - EVADE RESP-PROP DAMAGE/INJURY	1	1	1
14-230(a) - FAILURE TO DRIVE UPON RIGHT	3	1	3
14-236 - FLR TO DRIVE IN PROPER LANE	5	5	3
14-237 - DRIVE WRONG WAY-DIVIDED HIWAY		4	1
14-240 - FOLLOWING TOO CLOSELY- NON CVC	3	1	
14-240(b* - FOLLOW TOO CLOSELY-W/ACDNT		5	7
14-240(d)(2) - FOLLWNG TOO CLOSE W/ACCIDENT	4		
14-242(e) - LFT TURN-FL TO YLD RT OF WAY	4	3	5
14-243(a) - UNSAFE MOVEMENT OF STOPPED VEH	1	2	
14-243(b) - UNSAFE BACKING	1	2	
14-245 - FLR GRANT RIGHT OF WAY-INTRSCCT	3	1	1
14-247 - FLR GRANT RIGHT OF WAY-PRVT RD	2	3	3
14-296aa(b1st - OP MV W/HNDHLD TEL/ELC DEV/TXT	1	7	39
14-298 - FLR COMPLY STATE TFC COMM REGS		1	3
14-298a(a1 - FLR OBEY POSTED HEIGHT REQS		3	2
14-299 - TRAFFIC CONTROL SIGNALS	3	2	15
14-301 - FAILURE TO OBEY STOP SIGN	14	18	112
14-36(a) - OPERATE MV WITHOUT LICENSE	10	17	16
14-36g(a)(1) - VIO MV OP REQS BY 16/17 YR OLD	2	2	1
14-40a(a)* - OP MOTORCYCLE W/O ENDORSEMENT	1		2
14-96c - IMPROPER REAR/MARKER LAMPS	1		2
22-363 - POSSESS VICIOUS/BARKING DOG	1	2	
22-364a - ILL RELEASE DOMESTIC ANIMAL		3	
38a-371 - FLR TO INSURE PRIVATE MTR VEH	11	7	2
53a-181a - CREATING A PUBLIC DISTURBANCE			4
7-148 - TOWN ORDINANCE \$90 OR LESS(CI)		2	2

Citations by Year during this Month

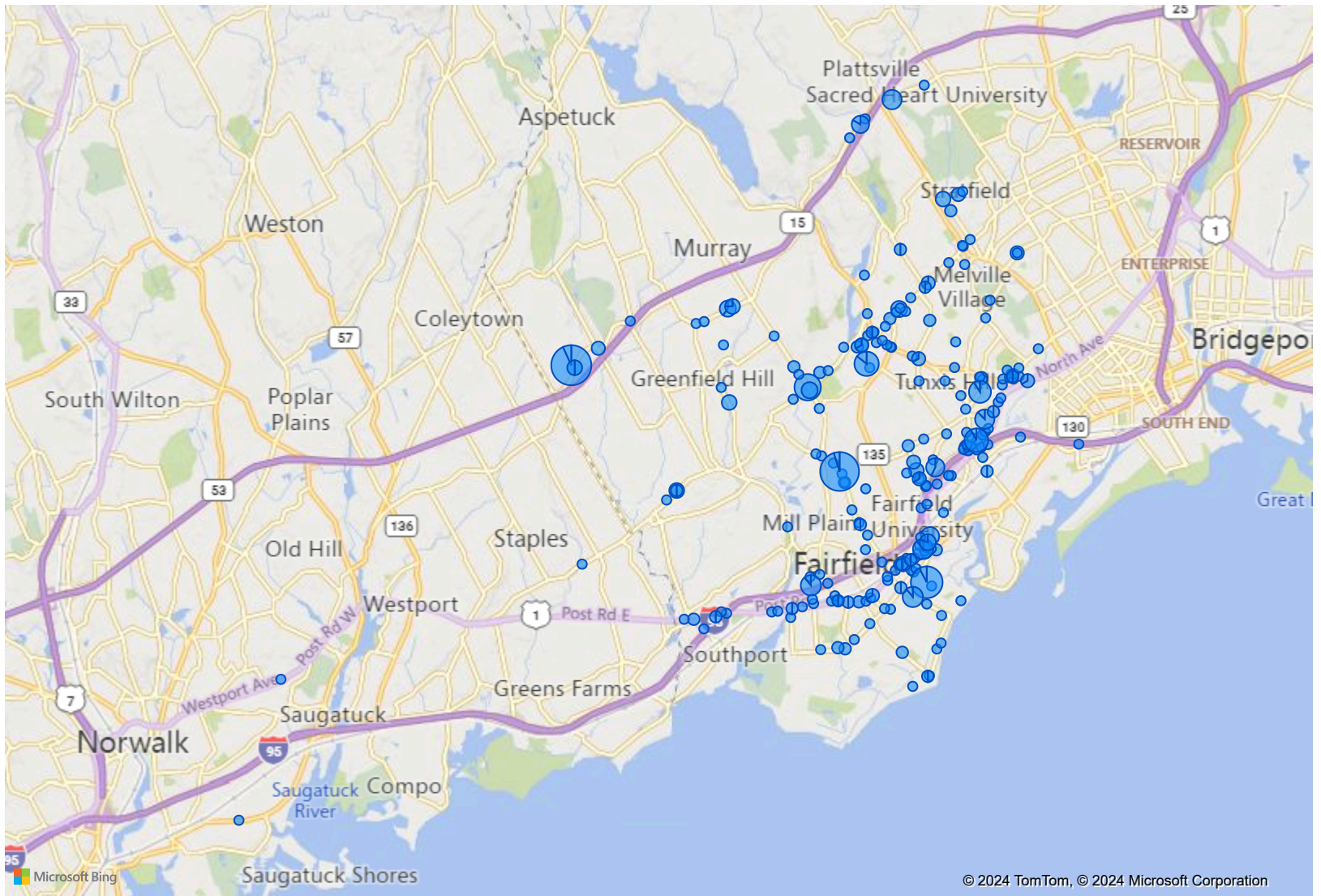


Traffic Stop Statistics - June

Actual Call Type	2022	2023	2024
TRAFFIC STOP - ARREST	72	95	372
TRAFFIC STOP - VERBAL	109	208	140
TRAFFIC STOP	1	114	23
TRAFFIC STOP - NO ACTION	4	4	3
TRAFFIC STOP - WRITTEN WARNING	3		
ASSISTANCE		1	
INFORMATION			1
Total	190	423	539



TRAFFIC STOPS THIS MONTH:

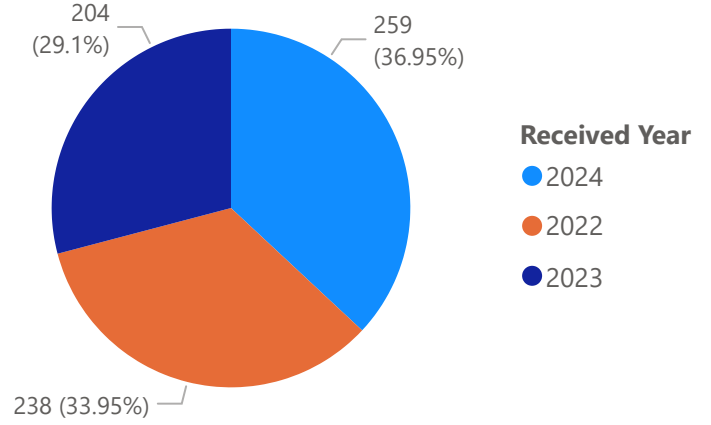


The data depicted on this page and within this report may not be inclusive of all incidents or events and is presented for convenience to the viewer.

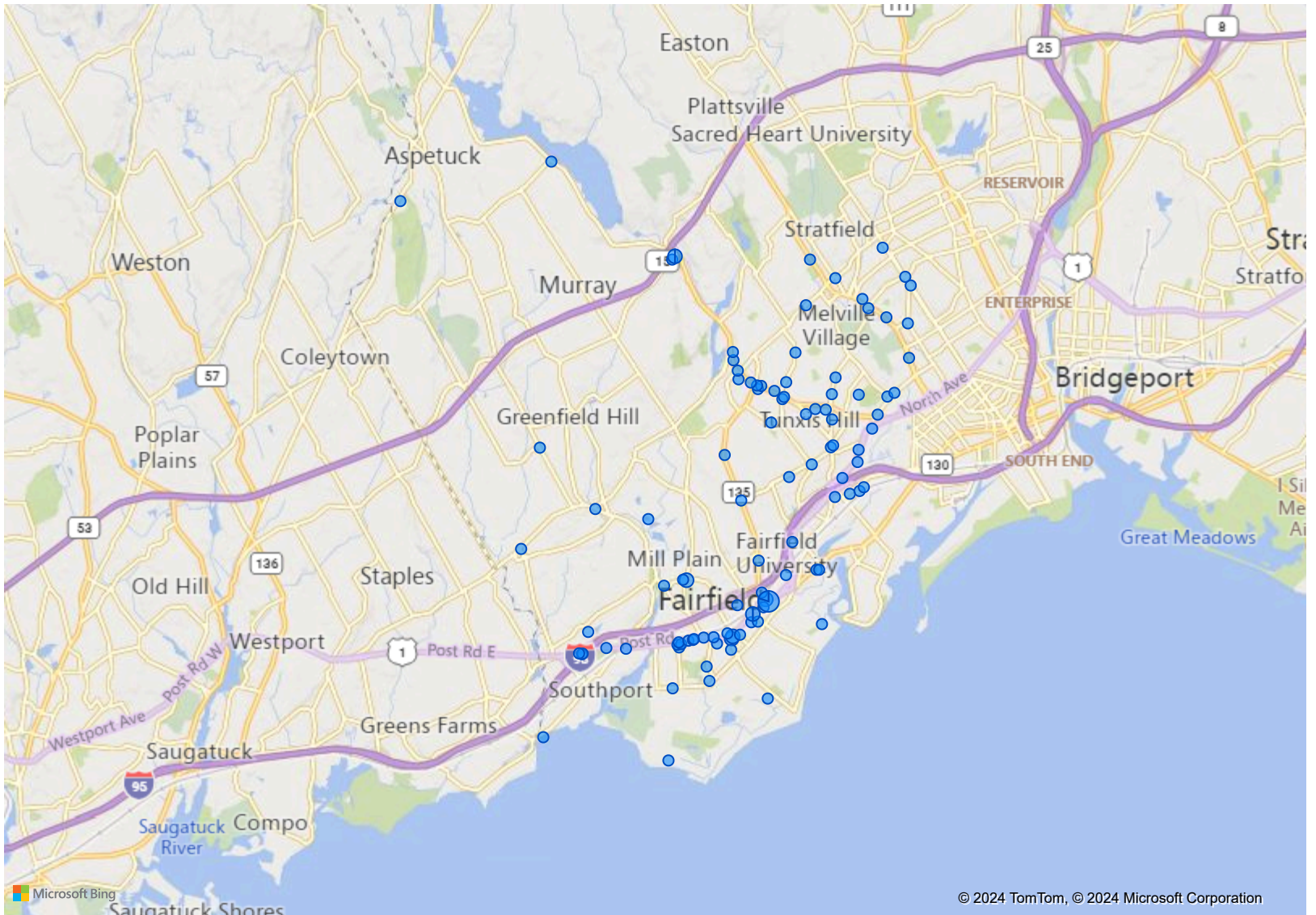
Vehicle Crash Statistics - June

Initial Call Type	2022	2023	2024
M.V. ACCIDENT	193	173	201
VEHICLE ACCIDENT WITH INJURIES	45	31	58
Total	238	204	259

Incident Reporting Count by Received Year



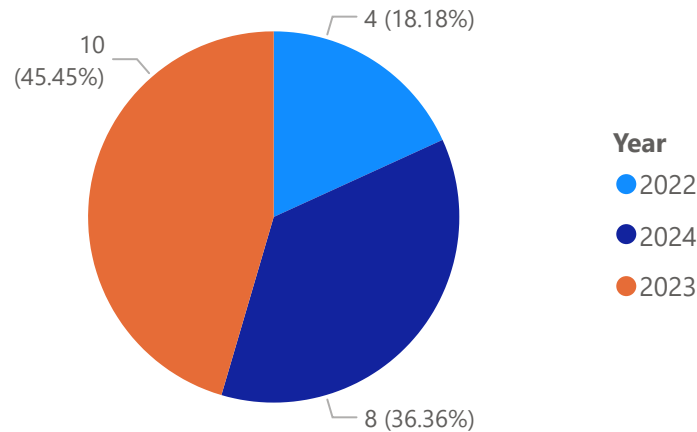
VEHICLE CRASHES THIS MONTH



The data depicted on this page and within this report may not be inclusive of all incidents or events and is presented for convenience to the viewer.

Family Violence Offense Statistics - June

Family Violence	2022	2023	2024	Total
Yes	4	10	8	22
Total	4	10	8	22

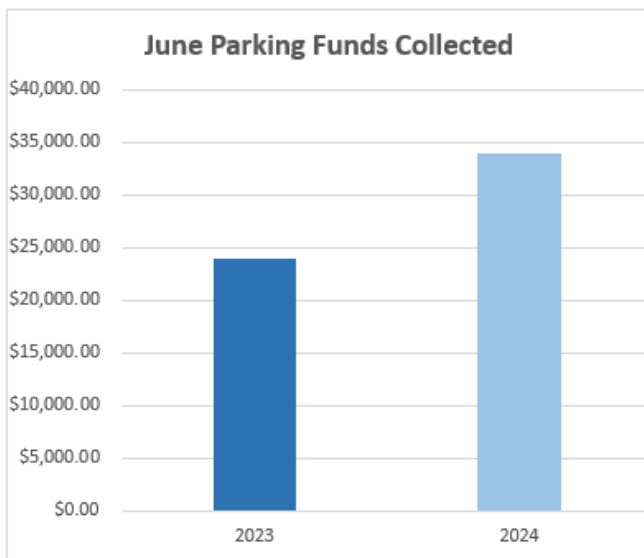
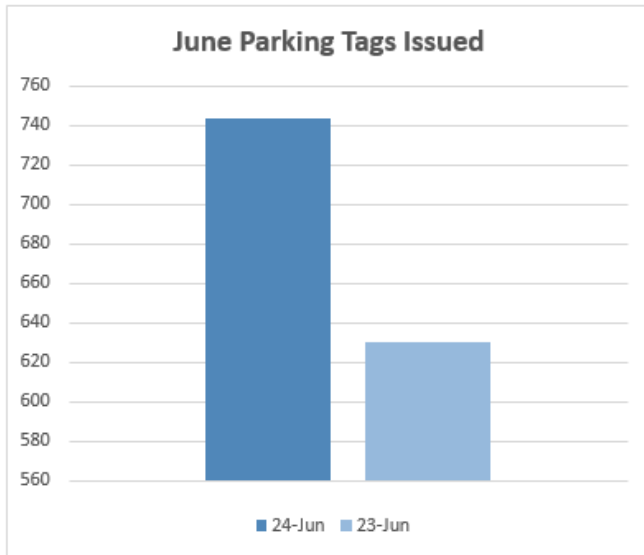


If you or someone you know is a victim of domestic violence, there are CONFIDENTIAL, SAFE, and FREE services available throughout Connecticut 24 hours per day, 7 days per week.

If you need help or just someone to talk to, please visit us at [CTSafeConnect.org](https://www.CTSafeConnect.org) or call or text **(888) 774-2900**. Advocates are available 24/7. All languages are supported!

To learn more, visit www.ctcadv.org or www.CTSafeConnect.org

Parking Enforcement Statistics - June



2023

Parking Tags Issued

630

Total Revenue Collected

\$24,021.64

2024

Parking Tags Issued

744


Total Revenue Collected

\$34,043.03

Animal Control & Shelter - June

- Complaints: 88
- Wildlife related complaints: 40
- Animals tested for rabies: 3 Bats, 1 Raccoon, 1 Skunk, and 1 Dog
- Animals testing positive for rabies: 1 Raccoon
- Animals impounded: 13 dogs, 1 cat
- Animal bites: 1 dog bite
- ACO Enforcement: 4 Written warnings
- Dead animals picked up: 34
- Beach/Open Space: low volume of complaints
- Euthanized: 0
- Sold as a pet: 6 cats

Animals Housed at shelter: 8 dogs, 6 cats



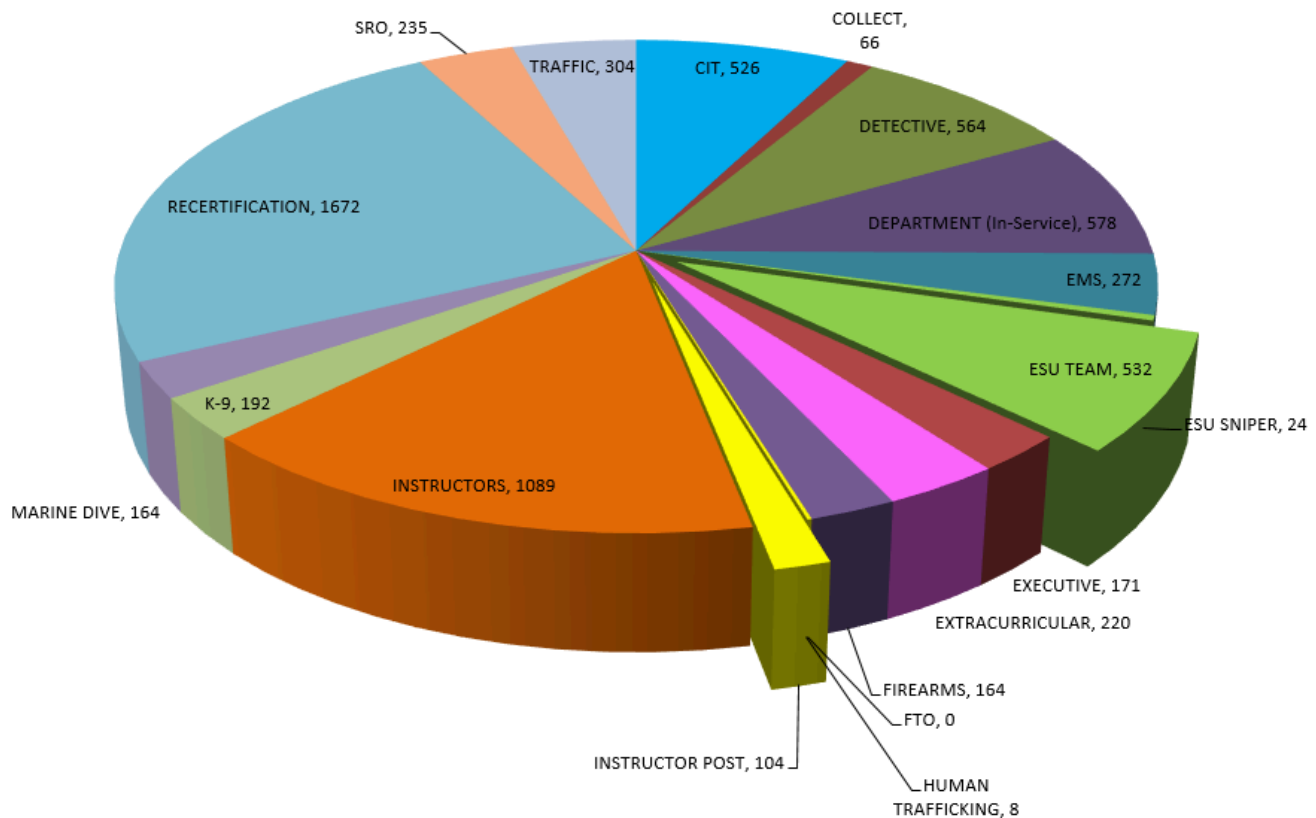
Department Training Report - June

TRAINING CALCULATIONS FROM 01-01-2024 THRU 12-31-2024

	2016	2017	2018	2019	2020	2021	2022	2023	2024
Total Class Attendance	120	659	980	1298	929	995	1289	1789	1023
Officers With Classes	54	109	104	109	109	114	115	117	117
Officers No Classes	54	-1	0	0	0	3	10	8	6
Total Officers	105	102	107	107	106	117	125	125	123
Officers/Class Average	2.14	3.14	3.26	3.10	3.14	2.88	3.05	3.06	3.34
Amount of Class Days	88	335	453	636	450	543	684	741	420
Segments	56	210	301	419	296	346	423	585	306
Average Days/ Class	1.57	1.60	1.50	1.52	1.52	1.57	1.62	1.27	1.37

	Students	Instructors		Month	YTD
POST Recertification	248	93	Recertification	99	2590
ESU	104		Monthly	573	4295
SRO Certification	54		NASRO		
Marine Division Training	24				
K-9	16				

HOURS 2024



June




The Fairfield Police Department is proud to announce its participation in the Connecticut Police Chiefs Association's (CPCA) "Breaking Barriers" initiative. This program, launched on May 16, 2024, aims to enhance communication and understanding between law enforcement officers and the driving public. Officer Jonathan Simmons represented the Fairfield Police Department in a testimonial video, sharing insights and addressing common concerns about traffic stops. The "Breaking Barriers" initiative, supported by a grant from the Connecticut Department of Transportation (CTDOT), features a series of educational videos designed to inform motorists, particularly new drivers, about what to expect during a traffic stop. These resources are available in both English and Spanish, ensuring accessibility for a diverse audience. The Fairfield Police Department is committed to enhancing public safety and fostering positive relationships between law enforcement and the community. Officer Simmons's participation in the "Breaking Barriers" initiative is a testament to this commitment.



We had a great time at Sturges Ridge of Fairfield, where our officers presented valuable information about our CIT (Crisis Intervention) program, K9 operations, and how to avoid scams. A big thank you to LCSW Jessica Bloomberg, K9 Officer Alan Bakula, and Officer Bridget VanSlyke for their informative and engaging presentations.





The Fairfield Police School Safety Division and the entire Fairfield Police Department want to extend our heartfelt congratulations to each and every graduate of the Town's Public and Private High Schools! Your hard work, dedication, and resilience have brought you to this moment, and we are immensely proud of your achievements. As you step into the next chapter of your life, remember you have the strength and the skills to overcome any challenge and achieve your dreams. Your journey is just beginning, and we are excited to see the amazing things you will accomplish. Stay safe, follow your passions, and continue to make us proud. The future is yours to shape!



We had the pleasure of hosting Girl Scout Troop 30441 at police headquarters. These bright and curious 4th graders from Jennings Elementary brought us delicious Girl Scout cookies as part of their "Cookies for Heroes" program. During their visit, the girls enjoyed an exciting fingerprinting demonstration where they learned to dust and lift fingerprints off various items and even had a chance to fingerprint themselves with ink! They also got a sneak peek into our digital fingerprinting machine. To top off their visit, the girls toured our booking area and cells, guided by our dedicated officers. We also managed to get some great photos with our officers during the cookie delivery! Thank you, Troop 30441, for your generosity and enthusiasm. It was a delight to have you here and share a bit of our work with you. Looking forward to more community engagements like this!

